

The Kia Tasman

Built for rough. Tuned for smooth.



Movement that inspires

We are
Motus

Everything you want without compromise

Not all pickup trucks are created equal. Some are built for power, others for comfort. It's rare to find one that strikes the sweet spot between both. Rugged and tough on the outside, yet refined on the inside, making every drive feel premium.

Why settle for less when you can have it all with the all-new Kia Tasman.



* Images may show features not available in South Africa and are included for illustrative purposes. Specification varies by model. Please consult your Kia dealership to confirm all specification.

Go where others can't.

The Tasman is engineered for every road, every challenge.

The rugged exterior design, inspired by the iconic Tiger Nose Grille, framed by vertical lights and a strong front bumper, makes a bold statement of power, hinting at the formidable machinery within. Its broad, high hood suggests the strength beneath, while the confident side profile with geometric fender highlights adds to its commanding presence.

With these tough, functional features, the Kia Tasman is always ready to tackle the next adventure, wherever it leads.





Rugged yet refined

Just as the exterior breaks the mould, the Kia Tasman's interior offers striking luxury.

Its ruggedness and sophistication come together to create a premium driving experience. Symmetry, clean lines, precise detailing and an abundance of advanced tech features work in harmony for a perfect blend of luxury and practicality.

It's the kind of pickup that'll withstand the test of time.

* Images may show features not available in South Africa and are included for illustrative purposes. Specification varies by model. Please consult your Kia dealership to confirm all specification.





Set the pace.

The all-new Tasman is a high-torque powerhouse, delivering relentless pulling power so you can navigate the most demanding conditions with a sense of calm.

Paired with a precision 8-speed automatic transmission, it strikes the perfect balance between fuel economy and the raw, mechanical strength needed to make your heaviest loads feel weightless.

* Images may show features not available in South Africa and are included for illustrative purposes. Specification varies by model. Please consult your Kia dealership to confirm all specification.

X-TREK mode.

The Kia Tasman is ready to assist you in taking on some of the most challenging paths. The specially designed X-TREK mode enables stable, constant driving through low-speed cruising, allowing off-road enthusiasts to easily break through rough, demanding terrains.

*Only available on X-Pro.



* Images may show features not available in South Africa and are included for illustrative purposes. Specification varies by model. Please consult your Kia dealership to confirm all specification.



Big capacity, even bigger adventures

With a towing capacity of up to 3,500 kg, the Kia Tasman can take on just about anything, whether it's hauling heavy gear or towing your adventure essentials. Its impressive towing power is complemented by features such as integrated trailer brake control for smoother handling, a robust payload capacity to carry extra gear, and wading capabilities that ensure you're prepared for any terrain.



Images may show features not available in South Africa and are included for illustrative purposes. Specification varies by model. Please consult your Kia dealership to confirm all specification.

For the ultimate convenience

The Kia Tasman blends heavy-duty utility with clever, integrated workspace solutions, including corner steps, side storage and a versatile console table.

With the added convenience of an onboard power outlet, you stay fully charged and organised no matter how far off-road you venture.

It's the raw grit you need to go anywhere.



* Images may show features not available in South Africa and are included for illustrative purposes. Specification varies by model. Please consult your Kia dealership to confirm all specification.

Crank it up

With the legendary Harman Kardon system, you can elevate every drive to a whole new level of audio excellence. Its rich, immersive sound transforms every journey into a concert on wheels, elevating every moment on the road.

harman/kardon

* Images may show features not available in South Africa and are included for illustrative purposes. Specification varies by model. Please consult your Kia dealership to confirm all specification.




* Only available in the X-Pro






Command attention

With nine bold exterior colours to choose from, you can make a statement that's uniquely yours. Each is crafted to make a bold statement on the road.



Clear White



Snow White Pearl



Tan Beige



Steel Grey




City Scape Green



Denim Blue



Runway Red



Interstellar Grey



Aurora Black Pearl

Safety at every turn

The all-new Tasman integrates advanced DriveWise technologies with a rugged chassis to create a haven for work or play.



* Images may show features not available in South Africa and are included for illustrative purposes. Specification varies by model. Please consult your Kia dealership to confirm all specification.



Blind-Spot View Monitor (BVM)

A live feed of your blind spots is projected directly onto the digital instrument cluster when you activate your turn signal.

*Available on SX and X-Pro trims.



Surround View Monitor (SVM)

Gain a clear 360° perspective around your Tasman, simplifying manoeuvres on tight trails or in crowded parking lots.

*Available on SX and X-Pro trims.



Forward Collision-Avoidance Assist

With Junction Crossing and Evasive Steering Assist is engineered to anticipate the unexpected. Using a forward-facing camera and advanced radar, FCA 2 helps prevent accidents with vehicles, pedestrians and cyclists ahead and can even intervene during intersection turns.

*Only available on SX & X-Pro.



Safe Exit Warning (SEW)

When stationary, the vehicle scans for traffic approaching from the rear. Should a passenger open a door, a warning is issued to help avoid a potential collision.



Lane Following Assist (LFA 2)

Stay perfectly centred. Using the front-view camera, LFA identifies lane markings and provides subtle steering inputs if it senses you're beginning to drift, ensuring you stay exactly where you need to be.

*Available on SX and X-Pro trims.



Blind Spot View

Eliminate the guesswork. When you activate your turn signal, the BSM displays a live video feed of your blind spot directly in the instrument cluster, giving you a clear view of approaching traffic before you make your move.

*Available on SX and X-Pro trims.



Multi-Collision Braking (MCB)

Safety that acts in an instant. In the event of an initial impact that triggers airbag deployment, MCB automatically applies the brakes to prevent or mitigate subsequent collisions, bringing the vehicle to a controlled stop.

*Standard on all models.



Smart Cruise Control (SCC)

The ease of an effortless drive. SCC maintains your set speed and distance from the vehicle ahead, even in stop-and-go traffic. In the X-Pro, this tech evolves into a semi-autonomous experience, making long-haul journeys feel shorter.

*Available on SX and X-Pro trims.

Blind-Spot Collision-Avoidance Assist (BCA)

Active protection from every angle. Using rear-corner radars, the system detects vehicles in your blind spots and can apply the brakes to help avoid a collision. It also monitors traffic as you exit a parallel parking space, alerting you to approaching hazards.

*Available on SX and X-Pro trims.



* Images may show features not available in South Africa and are included for illustrative purposes. Specification varies by model. Please consult your Kia dealership to confirm all specification.



Corner Steps

A step has been installed in the rear corner to make it easier to get on and off the bed.



Underbody Skid Plate

For serious off-road protection, the Tasman comes with underbody skid plates. These robust plates shield the vehicle's undercarriage from rocks, debris, and rough terrain, helping to maintain critical component integrity when venturing off the beaten path. This feature reinforces the Tasman's ruggedness and readiness for demanding environments..

* Images may show features not available in South Africa and are included for illustrative purposes. Specification varies by model. Please consult your Kia dealership to confirm all specification.



Panoramic Wide Display



Smart Key (FOB) with button start.



Smart Charging

Keep your phone & devices charged on the go with available wireless charging trays & multiple USB Type-C chargers.

*NB: The multiple USB Type-C charger feature is only available in the X-Pro.



Front Seat USB Charge Ports

*Available on SX and X-Pro trim.

* Images may show features not available in South Africa and are included for illustrative purposes. Specification varies by model. Please consult your Kia dealership to confirm all specification.



* Images may show features not available in South Africa and are included for illustrative purposes. Specification varies by model. Please consult your Kia dealership to confirm all specification.

Heated and Ventilated front seats

Stay comfortable all year long with heated/ventilated front seats & dual-zone climate control.

*Available only on X-Pro.



Seat Material

The standard LX grade features black fabric seat and bolster upholstery. SX and X-Pro offer Artificial leather seating.



Back seat panel with pocket (Driver & Passenger)

*Available on SX and X-Pro trims.



Back seat panel with pocket (Driver & Passenger)

*Available on SX and X-Pro trims.

* Images may show features not available in South Africa and are included for illustrative purposes. Specification varies by model. Please consult your Kia dealership to confirm all specification.

Standard Specifications: Kia Tasman

MODEL	LX	SX	XPRO
DRIVE TYPE	2WD	4WD	4WD
TRANSMISSION		8AT	
EXTERIOR DIMENSIONS			
Overall length x width x height (mm)	5410 x 1930 x 1930		5410 x 1930 x 1960
Wheelbase (mm)	3270		
Wheel tread (FR/RR)	1636/1624		
Overhang (front/rear) (mm)	855/1285		
Coefficient of drag (Cd)	0.42		0.43
POWERTRAIN AND DRIVETRAIN			
Engine Type	In-line 4 cyl, 16 valve HLA		
Displacement (cc)	2151		
Valve system	16-Valve HLA		
Maximum Power (Kw @ rpm)	154 @ 3800		
Maximum Torque (Nm/rpm)	440 / 1,750~2,750		
Compression ratio	16.0 : 1		
Bore x stroke (mm)	83.0 x 99.4		
Fuel System	Common Rail Direct Injection (CRDI)		
Fuel Type	Diesel (10ppm - 50ppm)		
Fuel Consumption l/100km) 2WD/ 4WD	7.5L/7.8L (Combined)		
Acceleration (0-100km/h) 2WD/4WD	10.4		
Maximum Speed (km/h)	185		
CO2 emissions (g/km) - Combined	198 (2WD)	206 (4WD)	
CHASIS AND CAPABILITY			
Ground clearance (mm)	231	224	252
Approach angle / Departure angle (degree) /Offroad	28.9/25.0		32.2/26.2
Ramp Breakover angle (degree)	23.7		25.8
Wading Depth (mm)	800mm		
Bed (loading area) length x width x height (mm) Steel Bedliner	1573 x 1600 x 543 [W/House 1,194]	1512 x 1572 x 540 [W/House 1,186]	
Bed (loading area) Capacity(VDA, #) Steel - Bedliner	1212	1173	
Curb Weight (max kg) 2WD/4WD	STD 2WD 2,178	STD 4WD 2,275	X-Pro 2,317
Gross Vehicle Mass (GVM) (kg) 2WD/4WD	3240	3250	
Gross Combination Weight (kg) 2WD/4WD	6200		
Payload (kg) 2WD/4WD	1123	1008	
Tow mass (kg) - Braked / Unbraked	3500/750		
Fuel Tank Capacity (l)	80		
Front brakes	Ventilated Disc (325mm)		
Rear brakes	Ventilated Disc (325mm)		
Brake Booster	TANDEM (235mm)		
Front Suspension	Double Wishbone		
Rear Suspension	Rigid Axle (Leaf Spring)		
Steering Type	4-Spoke Steering Wheel / C-MDPS		
Minimum Turning Radius (m)	6.17(Basic) @C to C /6.25(Off-road) @C to C		
Luggage capacity (Underseat Storage)	31l		
Drive Mode Select	X	X	X
High Performance Damper (Front & Rear)	X	X	X
Mechanical Locking Differential	-	X	-
Electronic Locking Differential	-	-	X
X-trek Mode (Off road Crawl Assist System)	-	-	X
WHEELS AND TYRES			
Wheels	17" Alloy		
Tyre Size	265/65R17	265/65R17	265/70R17
Off-Road Tyre	-	-	X
Spare wheel - Full Size Alloy	X		
EXTERIOR			
Auto Light Control	X	X	X
LED Daytime Running Lights	X	X	X
LED multi-focus reflector (3-cell) Headlamps	X	X	-
LED vertical projection Headlamps	-	-	X
LED Fog lamps (Front & Rear)	X	X	X
LED High-Mounted Stop Lamp	X	X	X
LED Rear Combination Lamp	X	X	X
LED Front Turn Indicators	X	X	X
LED Rear Turn Indicators	X	X	X
Side Mirror Puddle Lamps		X	X
Mud Guards	X	X	X
Auto-folding Side Mirrors	X	X	X
Solar-control Glass/Windshield & Front Door Glass		X	X
Cargo Deck (Load Box)	X	X	X
Load Box Bed Liner		O	O
Outside handle - body color	X	X	X
Gas Lift Tailgate Opening	X	X	X
Lift Up Tailgate	X	X	X
2 Cargo Bed Rails & Cleats	X	X	X
Roof rack	X	X	X (Bridge Type)
Side Steps	-	X	X
Fender garnish body colour	O	O	O

INTERIOR DIMENSIONS			
Leg room (Front / Rear)	[Front] 1052 [Rear] 915(fixed) / 830-940(sliding & reclining)		
Head room (Front / Rear)	1,044 / 1,004		
Shoulder room (Front / Rear)	1,522 / 1,516		
Hip room (Front / Rear)	1,449 / 1,410		
INTERIOR			
Overhead console lamp		X	
2nd row roomlamp		X	
Remote steering controls		X	
60:40 Split Back Folding For 3 Passengers		X	
Rear Occupant alert		X	
Illuminated sunvisor with vanity mirror - (Driver & Passenger)		X	
Driver seat height adjustment		X	
Seat back pocket (Driver)	X	-	-
Back seat panel with pocket (Driver & Passenger)	-	X	X
Electric driver seat adjustment (Power driver)		Driver	Driver & Passenger
Seat material	Cloth	Artificial Leather	Artificial Leather
Electronic Lumbar Support	-	Driver	Driver & Passenger
Artificial Leather Upholstery	-	X	X
Sliding Rear Seats (Left and right hand sides)	-	-	X
Heated steering wheel	-	-	X
Alloy pedals	-	-	X
COMFORT & CONVENIENCE			
Battery Saver System	X	X	X
Smart Key (FOB) with button start	X	X	X
Centre console armrest with integrated storage box	X	X	X
Center Console Power Outlet	X	X	X
Air-Conditioner	Manual	Automatic Dual Zone	Automatic Dual Zone
Rear Air Conditioner vents (centre console ventilation duct)	X	X	X
Electric window control	FR/RR	FR/RR	FR/RR
Privacy window tinting with heating	X	X	X
Auto Window Defogger	-	X	X
Electrochromatic Rearview Mirror	-	X	X
Rain Sensing Wipers	-	X	X
Electric windows - Safety Control (Driver and Passenger)	-	-	X
Paddle Shifter (Lever Type)	-	-	X
Mood Lamp with controller	-	-	X
Front Heated Seats (3-Level Control)	-	-	X
Front Ventilated Seats	-	-	X
Rear cup holder at center armrest	-	-	X
TECHNOLOGY & INFOTAINMENT			
12.3" AV Integrated infotainment display	X	X	X
Front USB port	X	X	X
Wireless Apple CarPlay & Android Auto	X	X	X
Bluetooth W/Voice Recognition + Audio Remote Control	X	X	X
Front USB Charger	2	2	4
Front Seat USB Charge Ports	-	2	2
Digital 4" TFT intergrated LCD cluster	X	-	-
Digital 12" TFT intergrated LCD cluster display	-	X	X
Wireless Charger for Smart Phone	-	X	X
Speakers + Tweeter	6	6	8
Speakers and Tweeters with External Amplifier + Centre (Front)	-	-	X
Harman Kardon - Premium Sound System	-	-	X
SAFETY, SECURITY & DRIVER ASSISTANCE SYSTEMS			



2WD 5410 x 1930 x 1930



4WD 5410 x 1930 x 1960

Standard Specifications: Kia Tasman

ABS (Anti-lock Braking System)	X		
EPB (Electric Parking Brake with Auto Hold Function)	X		
ESC (Electronic Stability Control)	X		
HAC (Hill Start Assist Control)	X		
DBC (Down Hill Brake Control)	X		
MCB (Multi Collision Braking System)	X		
TSA (Trailer Stability Assist)	X		
ITBC (Integrated Trailer Brake Controller)	X (X-Pro only)		
MSLA (Manual Speed Limit Assist)	X		
Airbags	Front Thorax & Pelvis+ Curtain		
Cruise control (Conventional)	X		
Seat belt height adjustment	X		
Data Dot	X		
Central locking with immobiliser	X		
Rear View Camera	X		
Isofix (child anchors)	X		
Child Lock (Manual)	X		
PDW (Parking Distance Warning)	Front and Rear	Front, Rear and Side	Front, Rear and Side
Smart Cruise Control with Driver Monitoring System (DMS)		X	X
SVM (Surround View Monitor)	-	X	X
BVM(Blind-Spot View Monitor)		X	X
PCA (Parking Collision-Avoidance Assist) ; Reverse	-	X	X
BCA (Blind-Spot Collision-Avoidance Assist); Rear	-	X	X
LKA (Lane Keeping Assist); Line/Road-Edge	-	X	X
FCA (Forward Collision-Avoidance Assist)	-	X	X
LFA 2 (Lane Following Assist 2)	-	X	X
TPMS(HIGH LINE) : Tire Pressure Monitoring System			X

MODEL	LX	SX	XPRO
Warranty	5-year / Unlimited Kilometre		
Service Plan	6-year / 90,000km		
Roadside Assistance	5-year / Unlimited Kilometre		

* Combined fuel consumption figures are calculated according to an ECE directive. Actual fuel consumption achieved may vary based on factors including (but not only) vehicle load, ambient temperature, traffic conditions, driving style and altitude.



Scan the QR Code for more.